


GHAZIABAD PUBLIC SCHOOL

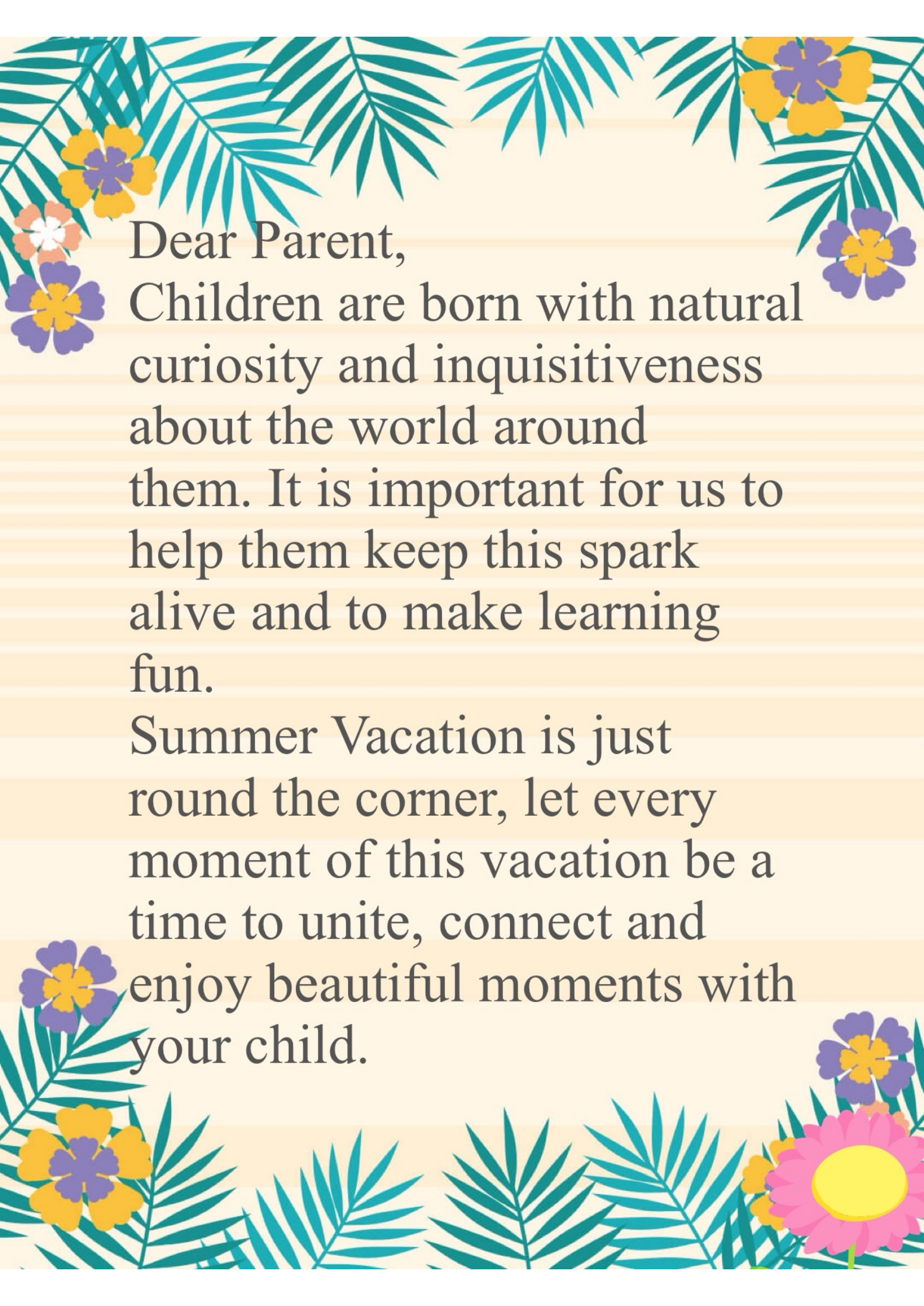
EXTENDED  
LEARNING  
AT HOME

GRADE M-1

2024 - 2025








Dear Parent,  
Children are born with natural curiosity and inquisitiveness about the world around them. It is important for us to help them keep this spark alive and to make learning fun.

Summer Vacation is just round the corner, let every moment of this vacation be a time to unite, connect and enjoy beautiful moments with your child.





To be ready for tomorrow's opportunities, do your homework today. Learn, refine your skills and focus on your growth.


Dear Students,  
Summer has arrived and brought with it your amazing and fun-filled holidays. Summer break is a well-deserved opportunity to relax and unwind by indulging in various activities. Your Holiday Homework has been specially designed for you to be creative, innovative and imaginative while completing your tasks. It will also enable you to recapitulate what was taught in the classrooms. We hope you will play, learn, research, analyze, experiment, imagine, think, value, appreciate and above all enjoy during your holidays. Wishing you happy holidays!

Instructions for the students:

- \* Do your holiday homework in your respective subject notebooks.
- \* Mention date and day when you do your work.
- \* Use your creativity and imagination wherever required.
- \* Submit your holiday homework when the school re-opens.







Here are some activities given to help your child become independent and confident:-

#### Independent Me

- \* Buttoning and Unbuttoning
- \* Put on your Socks and Shoes
- \* Keeping belongings back in their place
- \* Filling the water bottles
- \* Keeping room clean and well-organized
- \* Tear a Chapati and eat your Meal on your own

Alone we can do so little; together we can do so much.

#### (Social Skills)

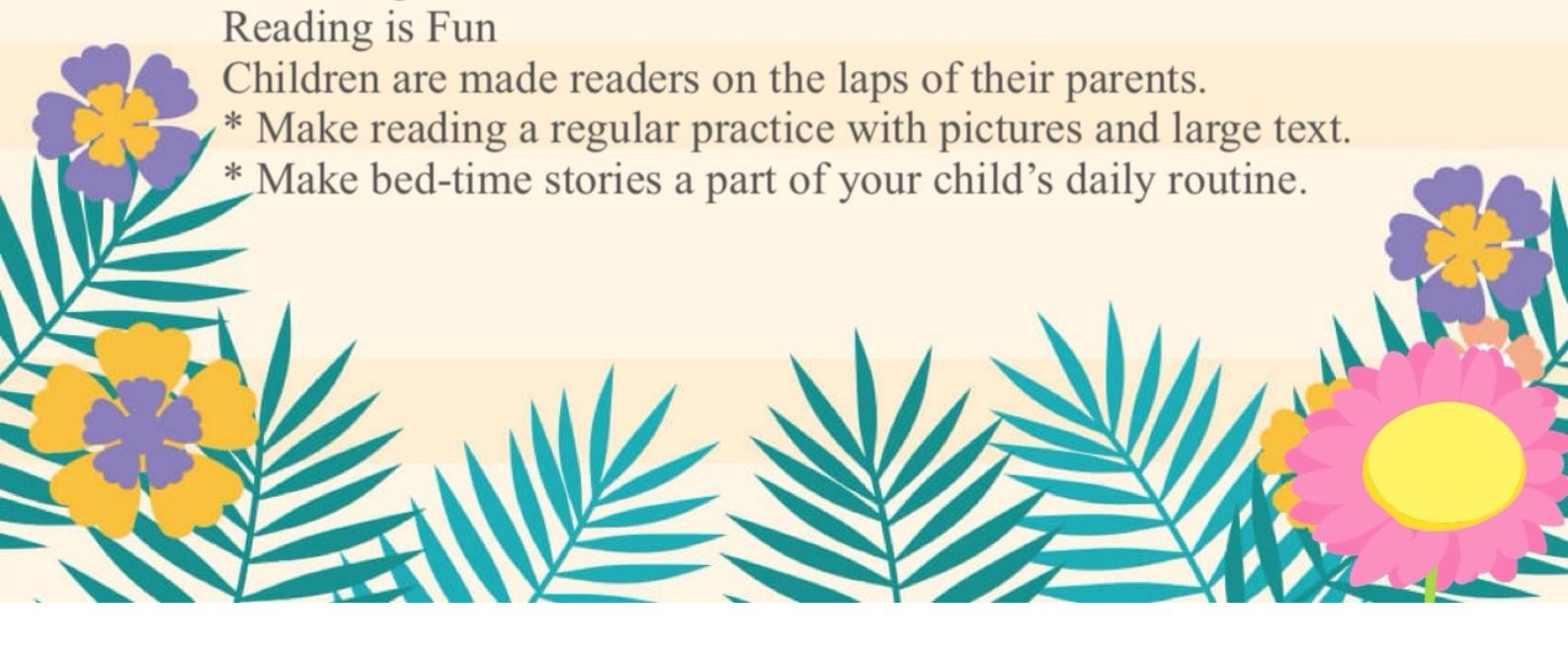
- \* Wish your elders with a smile
  - \* Go outdoors and play with your friends
  - \* Use magical words: Sorry, Please, Excuse Me, Thank You
- One, who maintains cleanliness, keeps away diseases.

#### (Personal Hygiene)

- \* Brushing teeth twice a day.
- \* Combing hair regularly
- \* Bathing everyday
- \* Washing hands before and after meals.

#### Reading is Fun

Children are made readers on the laps of their parents.

- \* Make reading a regular practice with pictures and large text.
  - \* Make bed-time stories a part of your child's daily routine.
- 




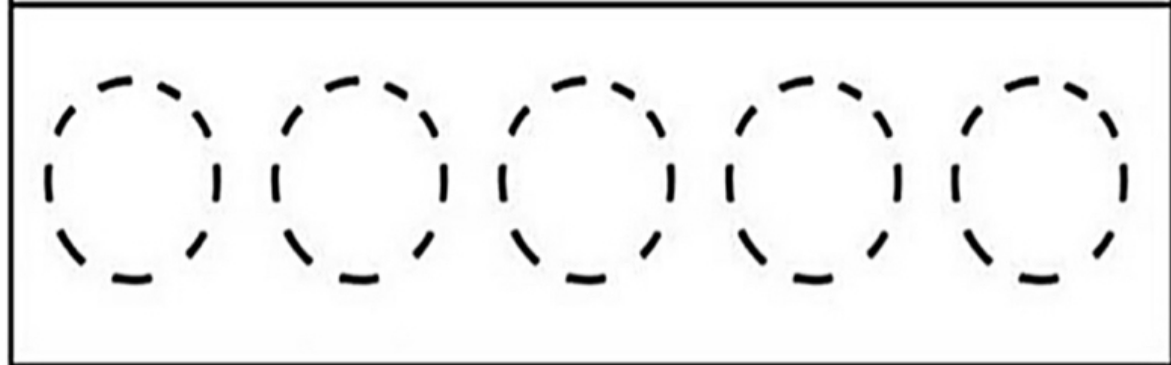

Tracing helps little ones refine their pre-writing skills, and builds the foundation for drawing and writing letters and words. Tracing is beneficial because it helps to build fine motor skills....

Name: \_\_\_\_\_



# Tracing Practice II

Directions: Trace the lines in each row.





# SMALLEST

- Circle the smallest object in each row .





It is Summer.

Q1. Colour the pictures of things you eat and wear in the Summer season.



woolen cap



Sunglasses



Swimsuit



scarf



hot tea



ice-cream



hat



flip-flop





# HAPPY FATHER'S DAY

Flameless cooking with Father(Father's Day – 16th June (Sunday) – ‘The secret ingredient is always love’ :-

On the occasion of Father's Day, kids will make a short video of 1 to 1:30 minutes with their Father while doing flameless cooking & let them know about different ingredients with pinch of love and happiness.

Look for recipes of flameless cooking and make some healthy food item (Banana shake, Roohafza Delight, Vegetable sandwich, coconut laddoo, fruit/sprout salad etc).



Please make video and click pictures and submit them to class teacher on 17.06.24 before 12 noon i.e. Monday to post on Facebook and Instagram Page.





# ALL ABOUT ME



1. My name is \_\_\_\_\_.

3 I am \_\_\_\_\_ years old.

Paste your photo here.

2. I am a \_\_\_\_\_.

( Tick your correct gender)



4 I study in \_\_\_\_\_.




5 My favourite colour is \_\_\_\_\_.



Colour the crayon with your favourite colour.

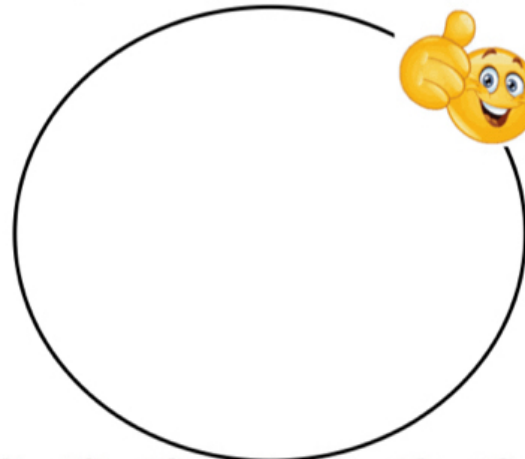
6 I love to eat \_\_\_\_\_.

( Draw your favourite fruit & colour it. )



7 My hobby is \_\_\_\_\_.

( Paste the picture of your hobby. )







# LEARNING IS FUN

let your child roll the clay into different shapes and click the picture of their work (picture given for reference)

**NOTE**- kindly make your ward to make different object like animals, fruits etc and form one scenery.



## Fun with shapes



Trace the shapes of different shaped things available at home like biscuits, blocks, sliced fruits, lids etc.

Make different shapes with the help of clay dough / kneaded dough with the help of tooth picks / match sticks.

Make the scene using different shapes on a3 size sheet like jungle scene, water animal scene, domestic animal etc

**Note:-** kindly make your ward to cut different shapes themselves by using the child friendly scissors that is given in their pouch.


## Fun with Pattern

Take a piece of cardboard / A4 sheet.  
Draw some patterns as given in the picture.  
Collect some decorative materials (bindi, stones, matchsticks etc) Paste them on the given patterns.





# OBSERVATION TRAY



Allow your child to explore up close vegetables, fruits, legumes, grains, loose parts in the lawn, nuts and grains.

# SANDWICH MAKING

With the help of bread, fruits and vegetables make a sandwich.  
You can use jam, cream, chocolate etc.





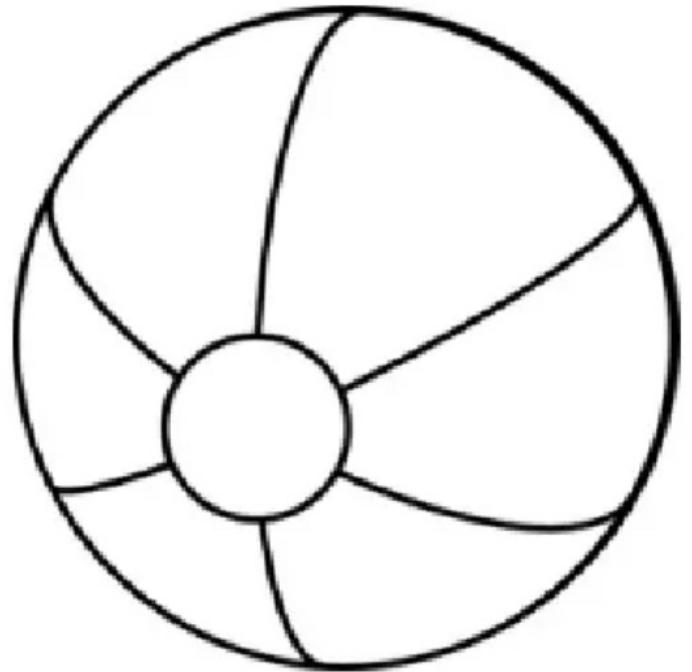
# HEALTHY FACE

Take some vegetables and fruits.  
Cut them in various shapes and decorate the food plate.




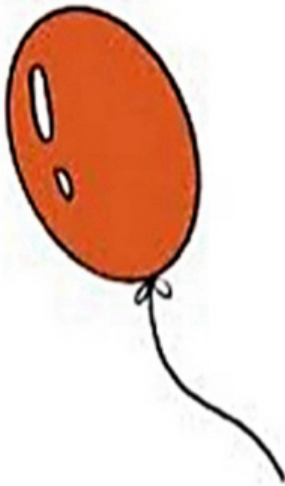


Colour the pictures.



**CIRCLE ACTIVITY:**

Find the objects that are circle-shaped





# FUN AND LEARN ENGLISH

## FLASH CARDS



Kindly help your ward to make the flash cards of alphabets (A-Z)

Procedure:

Take a coloured pastel sheet.. Give the border with coloured tape .Paste 3-4 objects cutout related to alphabets (Referred the picture). Your flash card is ready. Laminate it

**Note:-** kindly make your ward to cut the objects by themselves



## MY STORY TIME

Learn the following stories in English and narrate it with the help of puppets. Following are the link of stories are given below the child should know and make the puppets for the same.

1. The crow and pitcher(<https://www.youtube.com/watch?v=7IT04HIf7hM> )
2. Rabbit and tortoise(<https://www.youtube.com/watch?v=eMXmMHVNx4U> )
3. The boy who cried for wolf(<https://www.youtube.com/watch?v=dlflr5b5VgQ&t=282s> )
4. Fox and the grapes(<https://www.youtube.com/watch?v=ZPhFq7H2MrI> )
5. Three little pigs(<https://www.youtube.com/watch?v=-gdcgnSrUvU&t=16s> )
6. The three sheep(<https://www.youtube.com/watch?v=3QzTIsq6kCY&t=21s> )



## LET'S BE CREATIVE THE MORE YOU USE THE MORE YOU HAVE MYSELF

Kindly make your ward to make an album on my self that contain following content Family tree ( with pictures of child & family members ) , my favourite fruit , vegetable , colour , cartoon character , musical instrument etc .

**Note :** Old magazines & newspaper cuttings can be used for the activity .



(picture given is for reference only)





A decorative border at the top of the page featuring teal palm fronds and clusters of flowers in purple, yellow, and orange.

**ENJOY**



**SUMMER**  
*holidays*

A decorative border at the bottom of the page featuring teal palm fronds and clusters of flowers in purple, yellow, orange, and pink.