


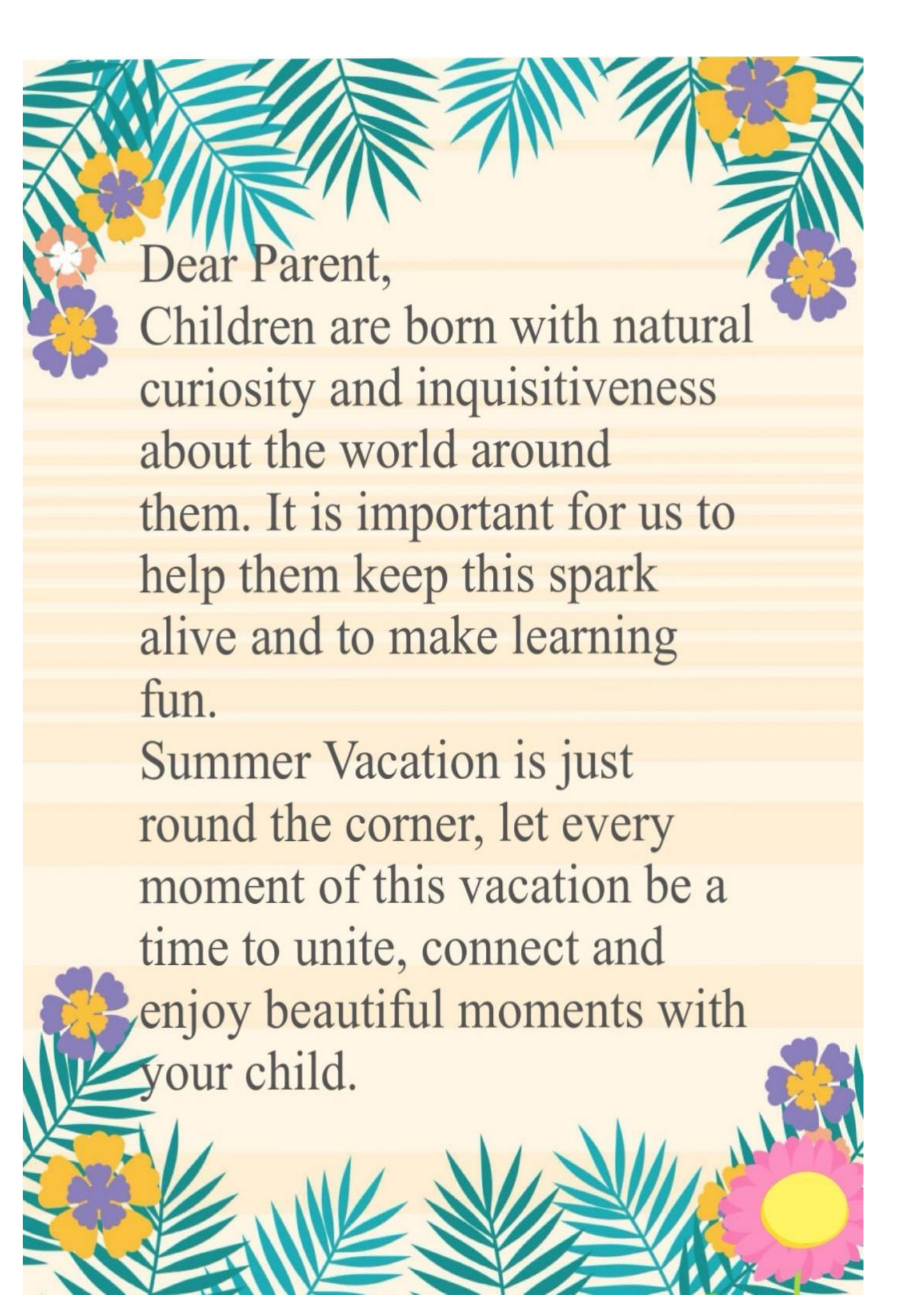
GHAZIABAD PUBLIC SCHOOL

EXTENDED
LEARNING
AT HOME

GRADE - 2


2024 - 2025





Dear Parent,
Children are born with natural curiosity and inquisitiveness about the world around them. It is important for us to help them keep this spark alive and to make learning fun.

Summer Vacation is just round the corner, let every moment of this vacation be a time to unite, connect and enjoy beautiful moments with your child.





To be ready for tomorrow's opportunities, do your homework today.
Learn, refine your skills and focus on your growth.

Dear Students,
Summer has arrived and brought with it your amazing and fun-filled holidays. Summer break is a well-deserved opportunity to relax and unwind by indulging in various activities. Your Holiday Homework has been specially designed for you to be creative, innovative and imaginative while completing your tasks. It will also enable you to recapitulate what was taught in the classrooms. We hope you will play, learn, research, analyze, experiment, imagine, think, value, appreciate and above all enjoy during your holidays. Wishing you happy holidays!

Instructions for the students:

- * Do your holiday homework in your respective subject notebooks.
- * Mention date and day when you do your work.
- * Use your creativity and imagination wherever required.
- * Submit your holiday homework when the school re-opens.





Here are some activities given to help your child become independent and confident:-

Independent Me

- * Buttoning and Unbuttoning
- * Put on your Socks and Shoes
- * Keeping belongings back in their place
- * Filling the water bottles
- * Keeping room clean and well-organized
- * Tear a Chapati and eat your Meal on your own

Alone we can do so little; together we can do so much.

(Social Skills)


- * Wish your elders with a smile
 - * Go outdoors and play with your friends
 - * Use magical words: Sorry, Please, Excuse Me, Thank You
- One, who maintains cleanliness, keeps away diseases.

(Personal Hygiene)

- * Brushing teeth twice a day.
- * Combing hair regularly
- * Bathing everyday
- * Washing hands before and after meals.

Reading is Fun

Children are made readers on the laps of their parents.

- * Make reading a regular practice with pictures and large text.
 - * Make bed-time stories a part of your child's daily routine.
- 

SUBJECT : ENGLISH

Q.1: Make a list of 20 common and 20 proper nouns in a rough notebooks.

Common and Proper Nouns

Common nouns name a person, place, or thing. They do not begin with a capital letter.

Proper nouns name a specific person, place, or thing. They always begin with a capital letter.

The names of people and pets begin with capital letters.

The names of specific places begin with capital letters.

The names of the days of the weeks, the months of the year, and holidays begin with capital letters.

Common Noun	Proper Noun
holiday	Christmas
park	Yellowstone
girl	Lisa
crayon	Crayola
day	Friday
month	May
dog	Rover

Q.2: Do cursive writing daily in a thin notebook

Q.3: Do reading on a daily basis use storybooks, magazine, newspaper etc.

Q.4: Learn new words done till now in notebooks and improve your vocabulary.

Q.5: Roll no. 1-10

Make a chart on 'ARTICLES' using the given link:

<https://images.app.goo.gl/PEbxHJG4xzfRR9NY7>

SUBJECT : MATHEMATICS

Q. 1: Write down counting from 500-1000 in a rough notebook.

Q.2: Learn number names upto 50

Q. 3: Learn tables from 1-20.

Q.4: Solve the given sums in a rough notebook:

$$\begin{array}{r} 69 \\ +22 \\ \hline \end{array}$$

$$\begin{array}{r} 21 \\ +19 \\ \hline \end{array}$$

$$\begin{array}{r} 12 \\ +94 \\ \hline \end{array}$$

$$\begin{array}{r} 16 \\ +25 \\ \hline \end{array}$$

$$\begin{array}{r} 13 \\ +27 \\ \hline \end{array}$$

$$\begin{array}{r} 16 \\ +25 \\ \hline \end{array}$$

$$\begin{array}{r} 12 \\ +94 \\ \hline \end{array}$$

$$\begin{array}{r} 21 \\ +19 \\ \hline \end{array}$$

$$\begin{array}{r} 69 \\ +22 \\ \hline \end{array}$$

$$\begin{array}{r} 62 \\ +39 \\ \hline \end{array}$$

$$\begin{array}{r} 59 \\ +38 \\ \hline \end{array}$$

$$\begin{array}{r} 16 \\ +27 \\ \hline \end{array}$$

$$\begin{array}{r} 72 \\ +48 \\ \hline \end{array}$$

$$\begin{array}{r} 79 \\ +11 \\ \hline \end{array}$$

$$\begin{array}{r} 34 \\ +38 \\ \hline \end{array}$$

$$\begin{array}{r} 18 \\ +14 \\ \hline \end{array}$$

$$\begin{array}{r} 36 \\ +26 \\ \hline \end{array}$$

$$\begin{array}{r} 45 \\ +26 \\ \hline \end{array}$$

$$\begin{array}{r} 28 \\ +53 \\ \hline \end{array}$$

$$\begin{array}{r} 45 \\ +16 \\ \hline \end{array}$$

Q. 5: Roll no. Make a division wheel with the help of the given link: [11-20](#)

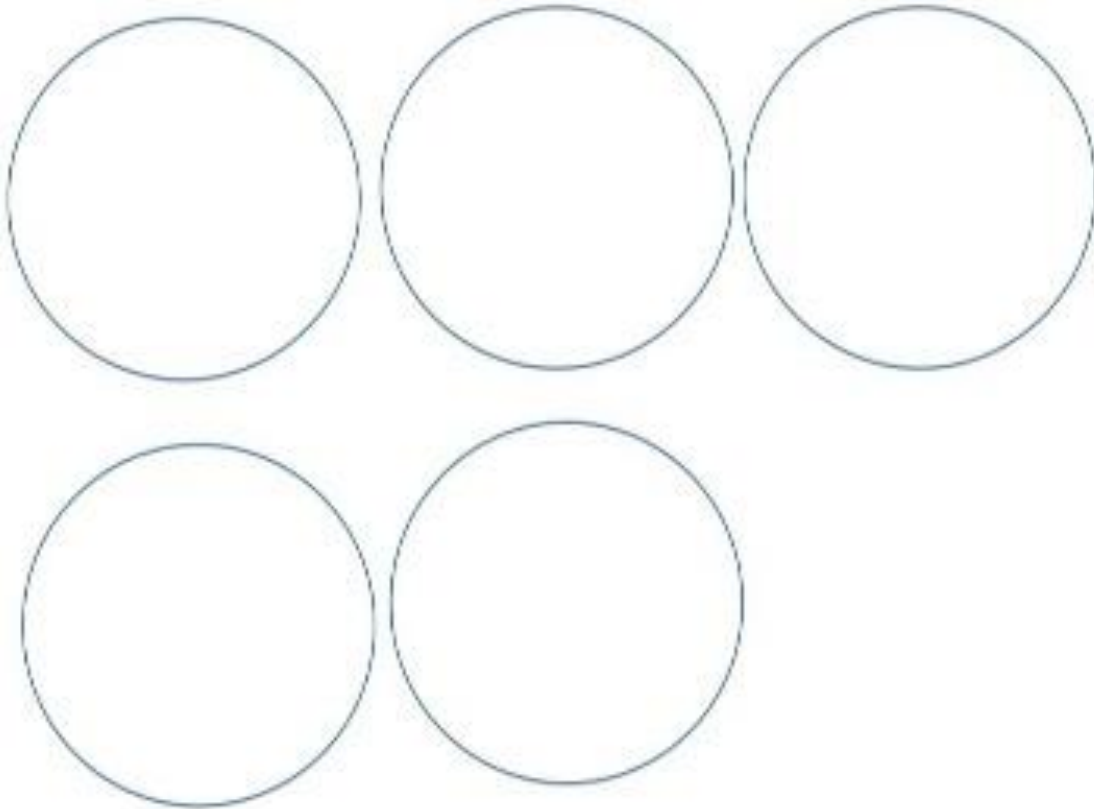
<https://images.app.goo.gl/Vpzp4wUEtmMnBSXG8>

SUBJECT: E.V.S

Q.1: Complete the following worksheet:

EVS

Q1. Draw the diagrams of all the sense organs



Q2. Answer in one word

- a. I jump with the help of my.....
- b. Number of toes in my foot
- c. I taste my food to be sweet, salty, bitter, sour etc with my.....
- d. My Uncle's wife is my.....
- e. My father's parents are my.....


Q. 2: Make a list of healthy food you have in the following time :

❖ **BREAKFAST:**

❖ **LUNCH:**

❖ **DINNER:**

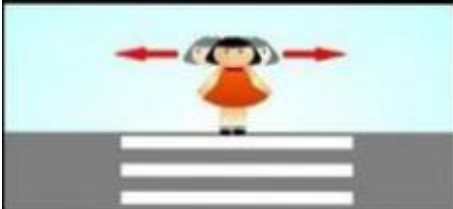
Q 3: Draw your lunch plate and describe the cereals or food grains present in it.



Q.4: Make a project on different types of clothes in all the seasons. Roll no. 21-30

<https://youtu.be/mnRlktC6wIE?si=G3kuPN0w3J9hGNsC>

MATCH THE PICTURES WITH THE CORRECT STREET SAFETY RULES.



Keep both hand on the handlebars.

Look both ways before crossing the street.

Walk on the pavement.

Wear a helmet.

Don't play in the street.

Fasten your seatbelt.

Don't stick your head or hand out of the window.

Cross at the zebra crossing.

Watch out for cars.

विषय: हिंदी

प्रश्न 1: रफ कॉपी में सुलेख का अभ्यास करे ।

प्रश्न 2: 20-20 पर्यायवाची व विलोम शब्द याद करें।

प्रश्न 3:

मात्रा अभ्यास

1. क + आ =

2. ख + = खो

3. + ओ = गो

4. + ऐ = नै

5. ग + = गौ

6. छ + इ =

7. घ + ई =

8. त + = तु

9. + अं = सं

10. + ऊ = जू

11. ह + ऐ =

12. ज + = जी

13. + ओ = बो

14. + उ = लु

15. द + = दौ

16. य + आ =

17. प + इ =

18. ग + = गः

19. + ऊ = शू

20. + ए = दे

प्रश्न 4: नीचे दिए गए लिंक की सहायता से सर्वनाम पर प्रोजेक्ट

बनाएं: रोल no. 31-35

<https://youtu.be/Pt0lqlptlVk?si=r6PHozbkW1xbf9ql>

Class-2nd

Subject- Computer

Note: Work is to be done in file

- Activity

Q.1 Write computer parts name.



.....

.....

.....

.....

Q.2 Fill the missing letters.

1.M.....N.....T.....R.

2.M.....U.....E.

3.K.....Y.....O.....R.....

4.C.....U.

5.S...E...K...R.

Q.3 Write five output device name.

SUBJECT : ARTS

- ❖ Make a 'Father's day' gift, photo frame for your father with the help of the given link.

<https://youtu.be/ARaqHcwUqf8?feature=shared>

SUBJECT : G.K

Class II

Note - Work is to be done in A4 size sheet

Q-1 Draw the Indian national flag on A4 Size sheet and colour it. Write five lines on it.





ENJOY



SUMMER
holidays

