


GHAZIABAD PUBLIC SCHOOL

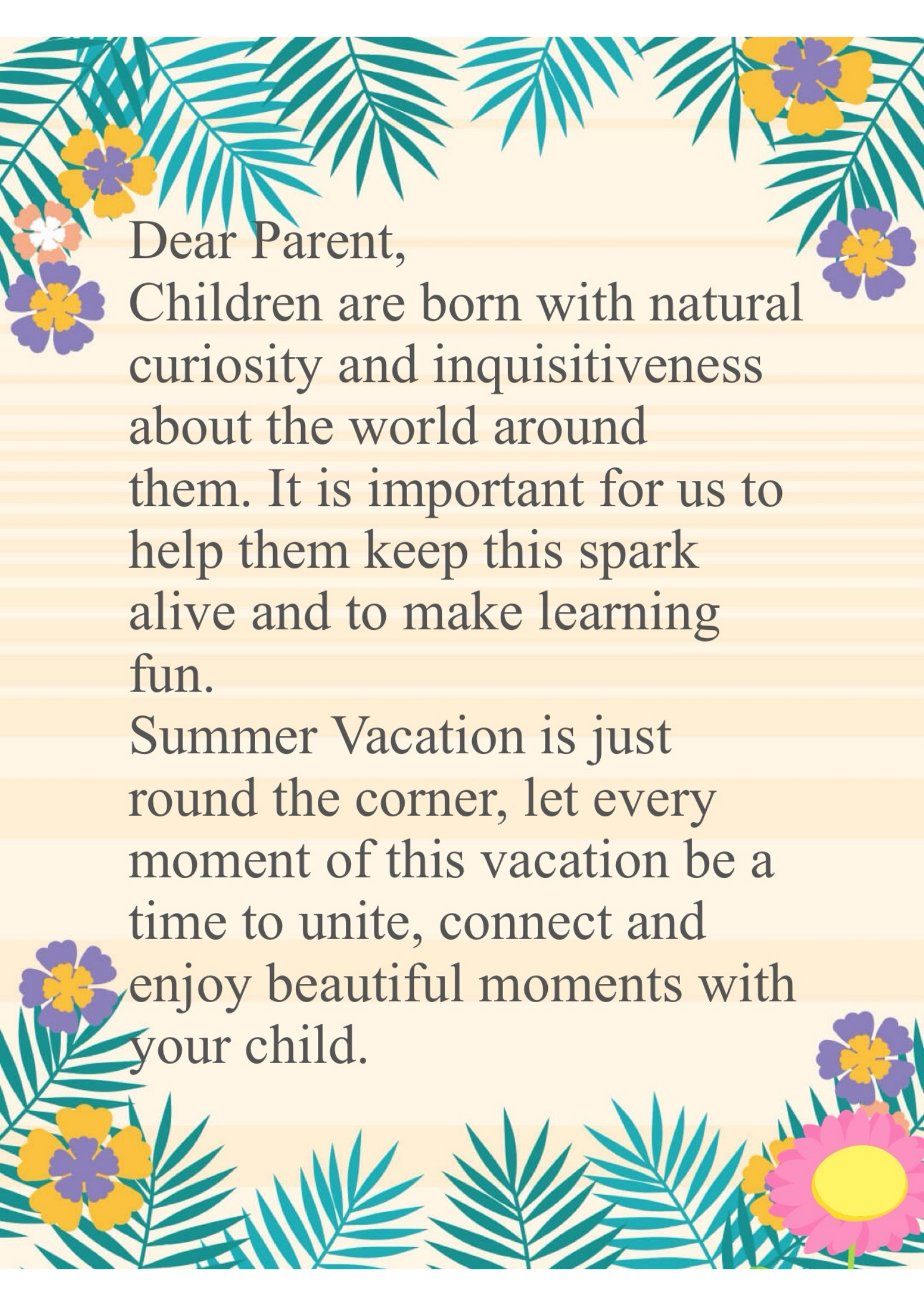
EXTENDED  
LEARNING  
AT HOME

GRADE - 1

2024 - 2025








Dear Parent,  
Children are born with natural curiosity and inquisitiveness about the world around them. It is important for us to help them keep this spark alive and to make learning fun.

Summer Vacation is just round the corner, let every moment of this vacation be a time to unite, connect and enjoy beautiful moments with your child.





To be ready for tomorrow's opportunities, do your homework today. Learn, refine your skills and focus on your growth.


Dear Students,  
Summer has arrived and brought with it your amazing and fun-filled holidays. Summer break is a well-deserved opportunity to relax and unwind by indulging in various activities. Your Holiday Homework has been specially designed for you to be creative, innovative and imaginative while completing your tasks. It will also enable you to recapitulate what was taught in the classrooms. We hope you will play, learn, research, analyze, experiment, imagine, think, value, appreciate and above all enjoy during your holidays. Wishing you happy holidays!

Instructions for the students:

- \* Do your holiday homework in your respective subject notebooks.
- \* Mention date and day when you do your work.
- \* Use your creativity and imagination wherever required.
- \* Submit your holiday homework when the school re-opens.







Here are some activities given to help your child become independent and confident:-

#### Independent Me

- \* Buttoning and Unbuttoning
- \* Put on your Socks and Shoes
- \* Keeping belongings back in their place
- \* Filling the water bottles
- \* Keeping room clean and well-organized
- \* Tear a Chapati and eat your Meal on your own

Alone we can do so little; together we can do so much.

#### (Social Skills)

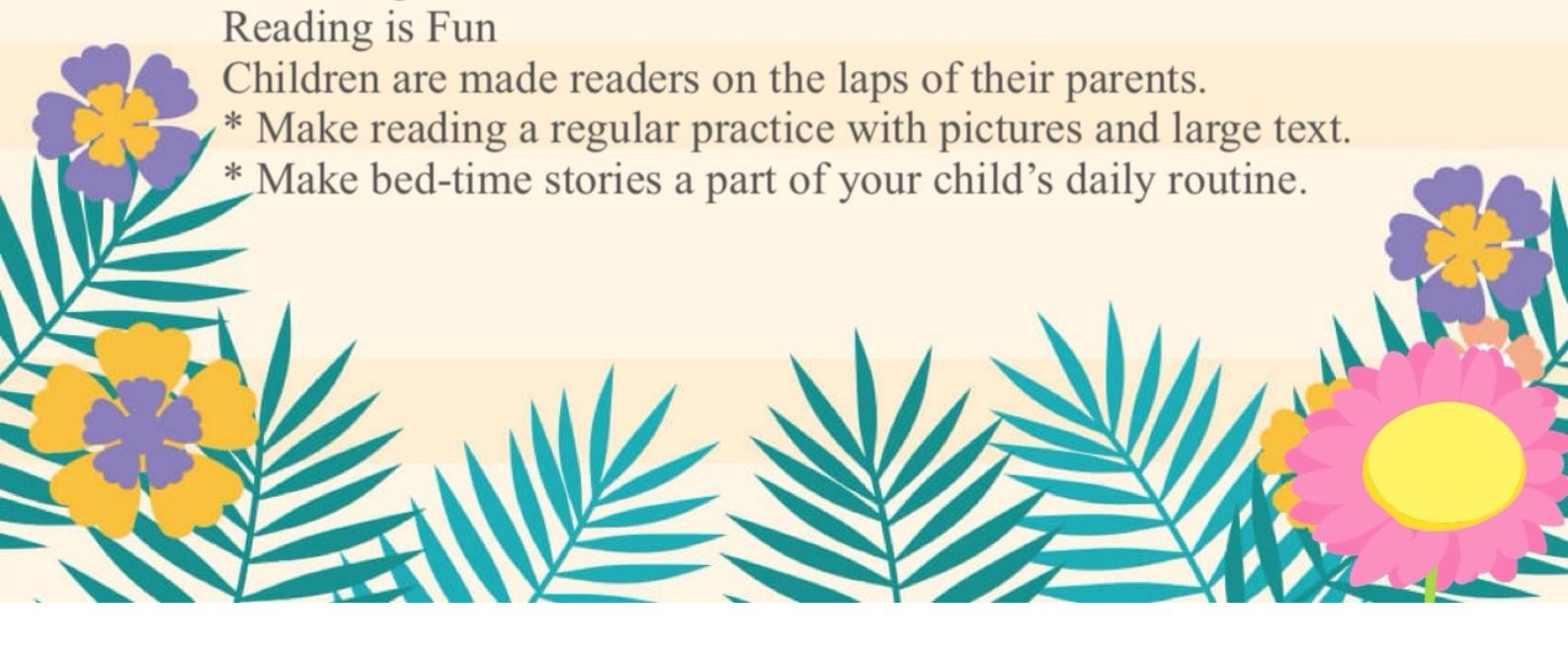
- \* Wish your elders with a smile
  - \* Go outdoors and play with your friends
  - \* Use magical words: Sorry, Please, Excuse Me, Thank You
- One, who maintains cleanliness, keeps away diseases.

#### (Personal Hygiene)

- \* Brushing teeth twice a day.
- \* Combing hair regularly
- \* Bathing everyday
- \* Washing hands before and after meals.

#### Reading is Fun

Children are made readers on the laps of their parents.

- \* Make reading a regular practice with pictures and large text.
  - \* Make bed-time stories a part of your child's daily routine.
- 



**Create a colourful picture by combining different shapes on A4 size sheet. The pictures can be a scenery, robot, animal etc.**

**Sample picture:**





Greater than, less than or equal to



5 ○ 3	6 ○ 9
7 ○ 8	5 ○ 5
6 ○ 6	3 ○ 2
5 ○ 4	7 ○ 7
8 ○ 10	1 ○ 4
3 ○ 7	6 ○ 3





**Write The Missing Numbers!**

1

2

4

7

10



# English

## Speaking skill activity

Students need to prepare watermelon juice ,record a video and click some photos.

In the video , they need to speak 5-6 lines about their recipe including:

1. Self introduction
2. Ingredients used
3. Steps of preparing the recipe

The video should be sent to the class teacher and photos should be pasted on A4 size sheet.



# CVC FIND AND MATCH

cot  
hot  
jot  
pot  
rot  
tot

e	t	r	o	t	r
t	o	t	i	s	h
h	j	o	t	l	o
c	p	a	p	v	t
o	m	r	o	f	e
t	f	o	t	n	g



--	--	--



--	--	--



--	--	--



--	--	--



--	--	--




--	--	--





# A Story

Title: \_\_\_\_\_




Directions: Complete the story by filling in the missing letters. The picture clues will help you.



One  day the s\_\_n was shining.



The d\_\_g  was sleeping. The c\_\_t  was


sleeping. But the h\_\_n  saw a f\_\_x. 

“Help! Help!” she cried.

The \_\_at  and the \_\_og  hid in a b\_\_n. 

The \_\_en  flew into a h\_\_t. 

The fo\_\_  jumped into a  b\_\_, and the

 \_\_n went on shining.





# Healthy Habits



Number the pictures with the correct word.

Word bank

1. Play
2. Do exercise
3. Drink water
4. Sleep well
5. Eat well
6. Wash



Fill in the gaps.

1. D\_ ex\_r\_i\_e

2. W\_s\_

3. D\_i\_k W\_t\_r

4. E\_t \_el\_

5. \_l\_y

6. \_le\_p W\_l\_

WRITE: **Good** or **bad**

a. medicines

d. viruses

g. tobacco

b. alcohol

e. exercise

h. diseases

c. sleep

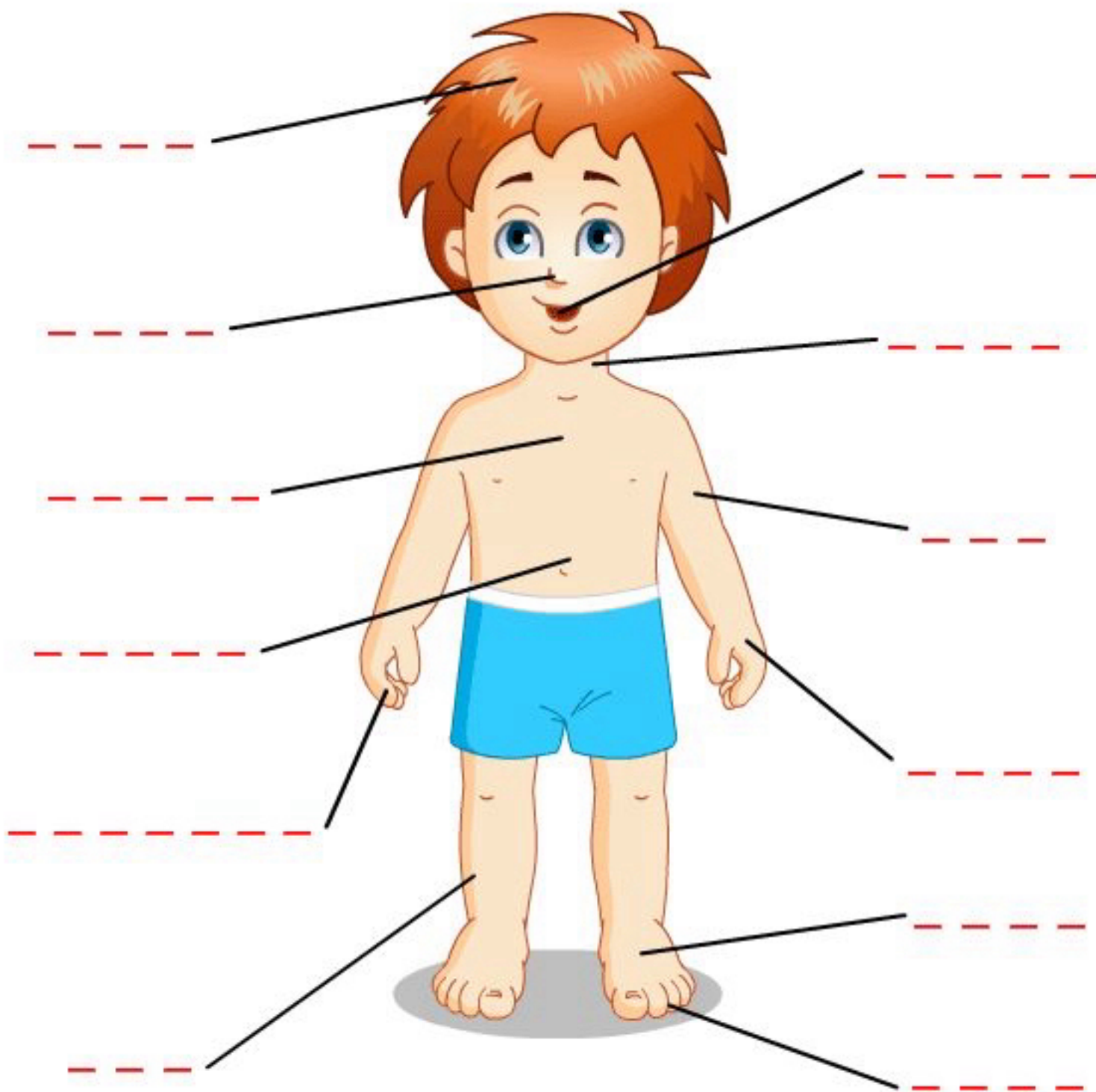
f. brushing your teeth

i. antibiotics



Label the different parts of our body using the words in the box.

head	mouth	chest	fingers	arm	foot
nose	neck	tummy	leg	hand	toes



# Class-1<sup>st</sup>

## Subject- Computer

Note: Work is to be done in file

- Activity

Q.1 Draw or paste three picture

- a) machine seen in your school.
- b) machine used by your mother.
- c) machine used by your father.

Q.2 Write computer parts name



.....  
Q.3 What is COMPUTER?

Q.4 What is Mouse?

Q.5 Fill the missing letters.

1.M.....N.....T.....R.

2.M.....U.....E.

3.K.....Y.....O.....R.....

4.C.....U.

5. S...E...K...R.



# Holiday Home work

Class-1

Subject- G.k

Q.1 Identify the pictures of plants and Write their name.



.....



.....



.....



.....

Q.2 Following are the modes of communication



T...E..L...V...S...O N



T...L....P...O...E.



I...T...R...E.....

## मात्रा अभ्यास

1. द + ए =

11. ड + इ =

2. म + इ =

12. ट + आ =

3. ह + ओ =

13. क + ओ =

4. र + आ =

14. य + ई =

5. न + ई =

15. झ + उ =

6. फ + औ =

16. ज + औ =

7. त + उ =

17. श + अं =

8. व + ए =

18. ल + ऊ =


9. प + ऊ =

19. ग + ऐ =

10. स + ओ =

20. प + अः =

शब्दों को सही चित्र से मिलाओ-



सड़क  
जग  
खत  
बटन  
कमल  
अजगर  
शरबत  
बरतन  
अचकन  
बरगद  
कलश  
भवन  
नल  
टब  
मटर  
गज





# वर्णमाला

नाम :

स्वर - हिंदी वर्णमाला में 11 ( ग्यारा ) स्वर हैं ।

व्यंजन - हिंदी वर्णमाला में 33 ( तैतीस ) व्यंजन हैं ।



1. मिलाप करो -



आम इमली मछली कबूतर पतंग ढक्कन डमरू समोसा



2. चित्र देखकर पहला अक्षर लिखो -



\_\_\_ नार



\_\_\_ माटर



\_\_\_ रियल



\_\_\_ टर

## ARTS

Make a teddy bear using colorful sheets for example

[https://youtube.com/shorts/wx\\_sbncLsMk?si=XuTudxjC\\_L9OfmJq](https://youtube.com/shorts/wx_sbncLsMk?si=XuTudxjC_L9OfmJq)

OR

Make a finger print heart card for father's day

<https://youtu.be/J0PAUxmjpcE?si=4cGUFR0TSSOPFUQ>

### **Project based learning**

Maths - Roll no 1 to 10 will make a model of addition for example

<https://youtu.be/prfUtzB6eE8?si=CaKsvclFIPiaZuOr>

English - Roll no 11 to 20 will make a modal of This and That for example

<https://youtube.com/shorts/ASCwNx6MegU?si=ZqreiLG7QQxKyRWX>

Hindi - Roll no 21 to 30 will make a model of matrao ki ghadi for example

<https://youtu.be/fEYsLmwgnow?si=ckAJIOCPxLAA58CL>

EVS - Roll no 31 to 40 will make a model of types of plants.for example

[model of types of plants](#)



A decorative border at the top of the page featuring teal palm fronds and several flowers in purple, yellow, and orange. The background consists of horizontal stripes in light yellow and cream.

**ENJOY**



**SUMMER**  
*holidays*

A decorative border at the bottom of the page featuring teal palm fronds and several flowers in purple, yellow, orange, and pink. The background continues with horizontal stripes in light yellow and cream.